

City of Farmington



Capital Improvement Program FY 2025-2030

Table of Contents

Planning Commission Members & Steering Committee	1
Planning Commission Resolution	2
Transmittal Letter	3
Introduction	4-5
Executive Summary	6-9
Capital Improvement Program by Category	
Buildings and Grounds	10-11
Drain System	12-13
Land Acquisition and Redevelopment	14-15
Parking Lots	16-17
Recreation and Culture	18
Roads	19-20
Sidewalks and Streetscapes	21
Vehicles and Equipment	22
Water and Sewer Systems	23

Appendix A: Schedule of Capital Improvement Projects

Planning Commission Members

Steven Majoros
Chair

Geof Perrot
Vice Chair

Miriam Kmetzo
Secretary

Kenneth Crutcher

DeWayne Gray

Julia Mantey

Daniel Westendorf

Steering Committee

Organization Representatives

Steven Majoros
Planning Commission Representative

Maria Taylor
City Council Representative

Kate Knight
Downtown Development Authority
Representative

Patrick Thomas
Corridor Improvement Authority
Representative

City Staff

David M. Murphy
City Manager

Kevin P. Christiansen
Planning and Building Department
Director

Paul (Bob) Houhanisin
Director of Public Safety

Charles J. Eudy
Superintendent of Public Works

Christopher M. Weber
Director of Finance & Administration

CITY OF FARMINGTON
OAKLAND COUNTY, MICHIGAN

PLANNING COMMISSION RESOLUTION

A regular meeting of the Planning Commission of the City of Farmington, Oakland County Michigan, was held on March 11, 2024 at City Hall, 23600 Liberty Street, Farmington, Michigan 48335: The following resolution was offered by Planning Commission member Kmetzo and supported by Westendorf.

WHEREAS, adhering to Michigan P.A. 33 of 2008 and Farmington City Code section 23-39, a Capital Improvement Program (CIP) shall be created for the ensuing six years; and

WHEREAS, the CIP will further the goals of the City to promote the safety, well-being, and general welfare of its residents; and

WHEREAS, the CIP is a road map for future funding and planning of capital improvement projects, not an appropriation of funds and;

WHEREAS, the City has created a number of plans to help guide the creation of a CIP, including, the Farmington Master Plan, the Farmington Recreation Master Plan, the Farmington Vision Plan, the Farmington Downtown Area Plan, the Downtown Master Plan, the Grand River Corridor Vision Plan, the Rouge River Nature Trail Project, and the Orchard Lake & 10 Mile Roads Intersection Report, and;

WHEREAS, the Capital Improvement Program Steering Committee was created to evaluate and finalize the CIP, and;

WHEREAS, appropriate stakeholders including the public, the administration of the City of Farmington, the City Council, the Planning Commission, the Downtown Development Authority, the Grand River Corridor Improvement Authority, the Parking Committee, the Pathways Committee and the Steering Committee have developed a comprehensive list of potential capital improvement projects; and

WHEREAS, the components of the CIP have been subject to public hearing, review and a duly noticed full public hearing on March 11, 2024, therefore;

BE IT RESOLVED, the Capital Improvement Program presented for review on March 11, 2024, is adopted by the City of Farmington Planning Commission.

AYES: All

NAYS: None

ABSTENTIONS: None

Transmittal Letter

City of Farmington
Planning Commission

March 11, 2024

To the residents of the City of Farmington and all interested parties,

The enclosed Capital Improvement Program (CIP) was created to comply with state and local laws and was adopted by the City Planning Commission on March 11, 2024. It is designed to do specifically two things: 1. Enhance public awareness of issues in the community that need to be addressed, and show the residents that the City is actively working towards remedying them; and 2. Increase transparency and efficiency in the budget process.

The CIP is a resource that examines large expenditure capital projects that the City, the residents, and the Planning Commission have identified as improvements of need for safety, usability, or future planning purposes. For each project the plan recognizes a source of funding, and a desired window of completion. Having a comprehensive list of this kind is critical to effective financial and land use planning. This year's CIP identifies a total of 117 projects totaling \$57,555,571.

The CIP is not a plan of projects to be completed; rather it is a list of all potential projects, so that inventory of costs, funding sources and timelines can be easily seen and planning can be accomplished in a proper and logical manner.

Several entities were integral to creating the finalized CIP. They are, the public, the administration of the City of Farmington, the City Council, the Downtown Development Authority, the Grand River Corridor Improvement Authority, the Parking Committee, the Pathways Committee and the Steering Committee. The CIP was developed with their input over the course of several months and with great dedication.

Under the authority and direction of the Michigan Planning Enabling Legislation (Public Act 33 of 2008), The City of Farmington's Planning Commission is pleased to present the Capital Improvement Program FY2025-2030.

Respectfully Submitted,

The City of Farmington Planning Commission

Introduction

What is a Capital Improvement Program (CIP)?

A Capital Improvement Program (CIP) is a short-term plan for identifying and categorizing large and/or very expensive projects. Like a household's budgeting plan for big-ticket items, a CIP is a city's plan to find funding for projects than cannot be accomplished in one year.

A "Capital Improvement" for the City's purposes here is any improvement that is at least one of the following:

- A purchase or improvement of a facility, system, infrastructure, or piece of equipment that costs \$10,000 or more, with an expected service life of more than 1 year
- Is a non-recurring expenditure
- Is a study that leads to such purchases

CIP vs City Budget

A CIP is not the same as a city budget. A city budget appropriates funds, a CIP is merely an identification of projects. The CIP assists City Council and the City Administration by having a comprehensive list of projects that need to be accomplished. This list helps prioritize and plan for the budget year after year. A CIP cannot spend funds on projects, rather, its purpose is to examine each of the projects in detail and determine estimated costs, timelines and funding sources for each project.

Why Create a CIP?

A CIP is required by state law and City Ordinance. The state law statute is the [Michigan Planning Enabling Act, Act 33 of 2008](#). Section 65 reads, "To further the desirable future development of the local unit of government under the master plan, a planning commission, after adoption of a master plan, shall annually prepare a capital improvements program of public structures and improvements, unless the planning commission is exempted from this requirement by charter or otherwise."

Additionally, Farmington City Code requires a Capital Improvement Plan. [Section 23-39](#) of the Farmington City code states, "The planning commission shall annually prepare a capital improvements program of public structures and improvements, showing those structures and improvements in general order of their priority, for the following six-year period, in accordance with the Michigan Planning Enabling Act, Public Act 33 of 2008, MCL 125.3801 et seq."

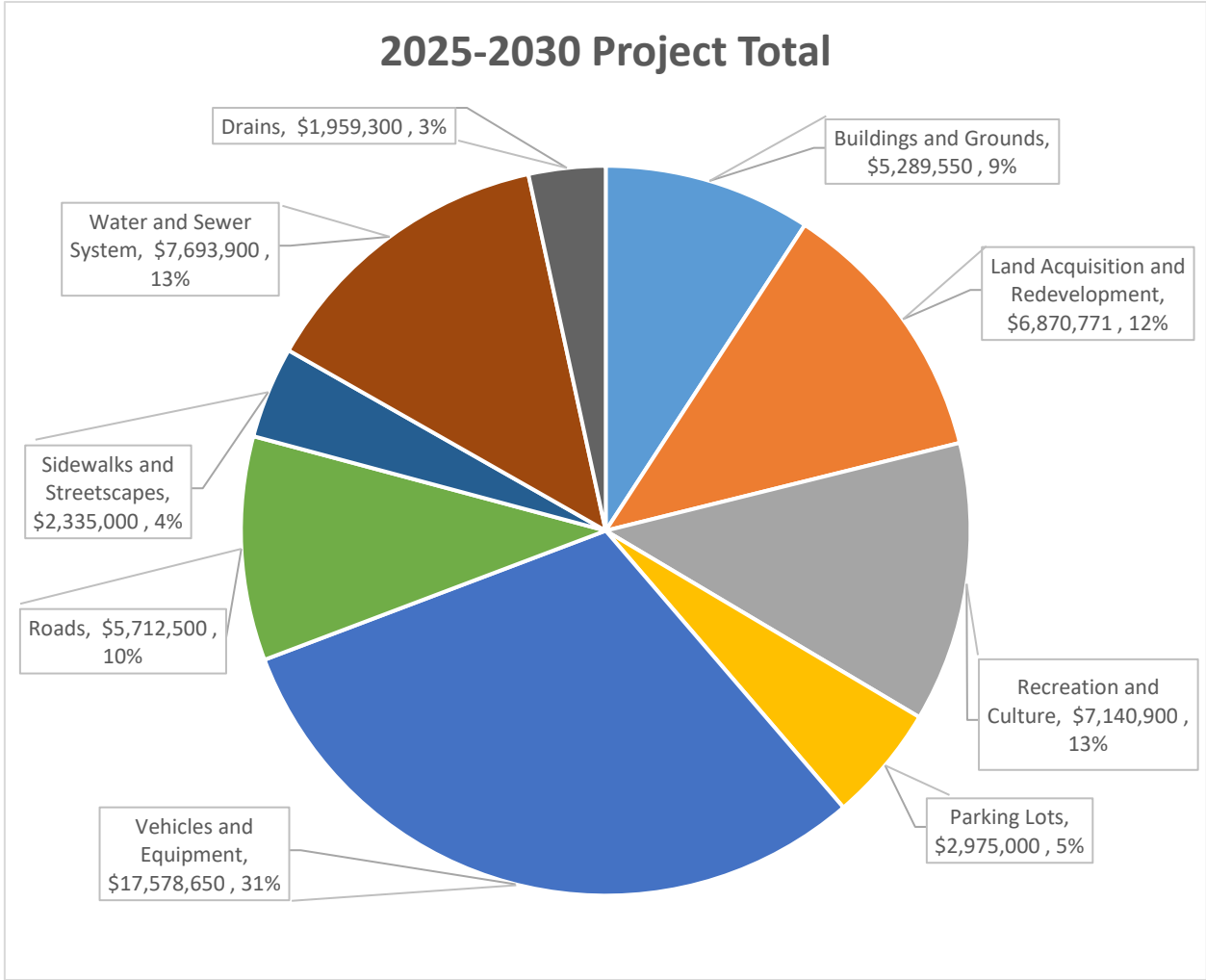
Benefits of the CIP

There are many benefits to creating a CIP. Because a CIP is a list of all projects the City has identified, it enables proper planning in a logical manner.

A well-executed CIP program has many benefits, including:

- Calling attention to community deficiencies, and providing a means to correct them
- Identifying long-term and short-term expenditures, which greatly improves the budgeting process and efficiency
- Enhancing the ability to secure grants, reducing the taxpayer burden
- Increasing the likelihood of departmental inter-governmental cooperation, improving continuity and reducing costs
- Encouraging efficient governance

Executive Summary



Quick View

Total Projects:	117
Total Value:	\$57,555,571
Projects \$ by Year:	
2025	\$17,828,670
2026	\$15,700,867
2027	\$10,451,567
2028	\$5,631,233
2029	\$4,755,634
2030	\$3,187,600

Executive Summary



Significant Projects Added Include:

<ul style="list-style-type: none"> \$1,486,000 – MTC Stormwater, Parking Lot, Low Voltage Lines \$1,876,000 – Thomas and School Street, Promenade Art Park \$1,400,000 – Stormwater Interceptor, Orchard Street, Farmington West \$150,000 – DDA Streetlighting Conversion to LED \$2,955,000 – City Hall and DPW Building Maintenance 	<ul style="list-style-type: none"> \$212,000 – Various Theater Upgrades \$375,000 – Sidewalk Repairs \$1,500,000 – Ladder Truck \$130,000 - Financial Software \$271,000 – Generators for Water and Sewer Systems
---	--

Significant Projects Completed Include:

<ul style="list-style-type: none"> Dinan Park - \$300,000 Women’s Park - \$57,000 Concrete & HMA Roads - \$610,000 	<ul style="list-style-type: none"> Sidewalks - \$300,000 DPW Equipment – \$346,000 Water & Sewer Equipment - \$65,000
---	--

Program Summary

The CIP identified 117 projects across 9 different categories. Some will generate revenue for the City and others will not, but they will all benefit the City. The CIP is guided by the plans and policies that the City has in place, as well as studies, reports and public input. The following plans were used as a basis for this CIP:

- [City of Farmington Master Plan \(2020\)](#)
- [Recreation Master Plan \(2019\)](#)
- [Farmington Vision Plan \(2013\)](#)
- [Downtown Area Plan \(2015\)](#)
- [Grand River Corridor Vision Plan \(2022\)](#)
- [Orchard Lake & 10 Mile Roads Intersection Redesign Analysis \(2015\)](#)
- [Rouge River Nature Trail Project \(2016\)](#)
- [Downtown Master Plan \(2017\)](#)

These plans can be found on the City's website www.farmgov.com.

Funding Sources

Various funding sources are needed to accomplish CIP projects, and not all will be completed. As is often the case, project totals exceed available funding. A large portion of the funding for the projects in the CIP comes from the City's General Fund. Additional major sources of funding include a voter-approved 3 mill levy; water and sewer rates for any water and sewer infrastructure projects; and, [Act 51](#) and a voter-approved 1.5 mill levy for roads. There are also grants, federal programs, public/private partnerships, and other sources that will help decrease the City's share of the costs.

Currently, the following resources are available on a yearly basis:

- \$850,000 for Capital Projects
- \$1,000,000 for Roads and Sidewalks
- \$400,000 for Water and Sewer
- \$200,000 for Department of Public Works Equipment
- \$50,000 for DDA Eligible Projects

Project Prioritization

Projects are prioritized. Their prioritization is a result of several factors, including: need, funding status, citizen safety and well-being, and time restraints. As would be expected, the projects with the higher priority are likely to be accomplished earlier than those with lower priority. Items in the CIP are categorized in terms of priority. Ranked from low to high they are: Under Consideration → Desired, Not Necessary → Necessary, Long Term → Necessary, Short Term → Urgent.

Capital Improvement Program

The Capital Improvement Program is broken down into nine categories:

- Buildings and Grounds
- Drain System
- Land Acquisition and Redevelopment
- Parking Lots
- Recreation and Culture
- Roads
- Sidewalks and Streetscapes
- Vehicles and Equipment
- Water and Sewer System

These categories each have the most notable projects listed, as well as project values by year. To keep this document succinct, not all projects are listed. The full list of projects is in Appendix A. In addition, the appendix spreadsheet includes a total of 10 (ten) years of projects. This document will be updated annually to include new project ideas and remove those that have been completed or are deemed no longer to be necessary. This document is not a directive to spend money, only a tool to guide possible projects by showing their importance level, judged by the community. Not all projects will be completed. Some may never happen, others will.

Buildings and Grounds

Significant Building and Grounds projects include:

Repair of City Hall and DPW Building - City Hall and the DPW Building were constructed in the 1950's and 1960's. These buildings were last renovated in the 1990's and 1970's respectively. Both structures are in need of significant repairs including: new roofs, windows, HVAC systems, boilers, and ADA accessible entryways.



Quick View

Total City owned Buildings:	13
Total Projects:	17
Total CIP:	\$5,289,550
Projected cost by year:	
2025	\$1,505,000
2026	\$760,300
2027	\$1,816,767
2028	\$607,483
2029	\$300,000
2030	\$300,000

Buildings and Grounds - Continued

Significant Building and Grounds projects include:

Salt Dome – The current salt dome is 45 years old. Budgeting for a major reconstruction should be scheduled by 2027. This will likely include demolishing the current wooden framing, and above grade concrete. The footings could remain. Estimated cost is \$625,000.



Renovation of Firearms Range - The Firearms range was built in the 1960's and is need of maintenance. The ventilation system is outdated, the automatic track that moves and faces the targets in no longer functional, and the backstop is worn to the point that ricochets are possible. To safeguard against ricochets, a mat system is used which requires regular replacement.

Drain System

Significant Drain System projects include:

The City has been notified by the Oakland County Water Resource Commissioner of various repairs that are required for the Caddell Drain system. The most expensive repair is to the Caddell Drain located at 9 Mile and Drake. Although not in the City of Farmington, it is part of the network that drains the City and surrounding communities, and each community is required to pay a share. The City's portion of the cost of the projects is estimated at \$380,800. In addition to this project, minor repairs will be performed throughout the Caddell Drain totaling \$178,500.



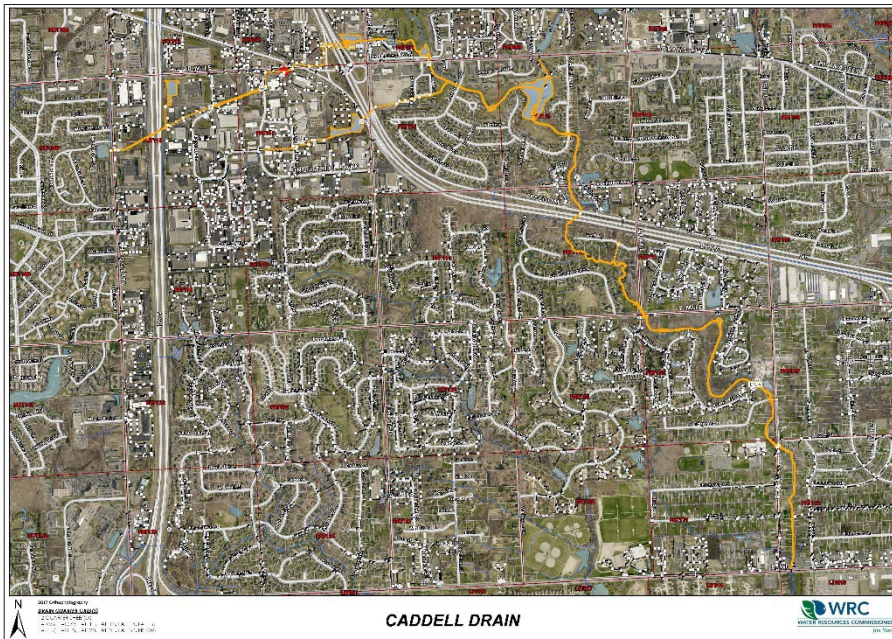
Quick View

Total Projects:	3
Total CIP:	\$1,959,300
Projected cost by Year:	
2025	\$186,433
2025	\$372,867
2027	\$0
2028	\$0
2029	\$1,400,000
2030	\$0

Drain System-Continued

Significant Drain projects include:


There are 2 County Drains that run through the City of Farmington – Caddell Drain and US-16 Drain. In addition, the City maintains multiple stormwater outfall to the Rouge River or tributaries to the Rouge, and many points of connection to Road Commission of Oakland County storm sewers on Farmington Road and Orchard Lake Road.



Land Acquisition and Redevelopment

Significant Land Acquisition and Redevelopment projects include:

Maxfield Training Center and Part of Shiawassee Park – The City purchased the Maxfield Training Center and a part of Shiawassee Park from Farmington Public Schools in 2020. The plans for the Maxfield Training Center include demolishing the current building, cleaning up any potential contamination on the site, and selling the property to a developer for residential/commercial redevelopment. The City will collaborate with developers to pay for demolishing and site clean-up, pledging future property tax revenue to offset certain developer costs. The Shiawassee Park property will be retained as part of the park. The City purchased the Shiawassee Park property from Farmington Public Schools because many of the grants available to improve and revitalize parks require ownership of the land.



Quick View

Total Projects:	5
Total CIP:	\$6,870,771
Projected cost by Year:	
2025	\$6,820,771
2026	\$50,000
2027	\$0
2028	\$0
2029	\$0
2030	\$0

Land Acquisition and Redevelopment - Continued

Significant Land Acquisition and Redevelopment projects include:

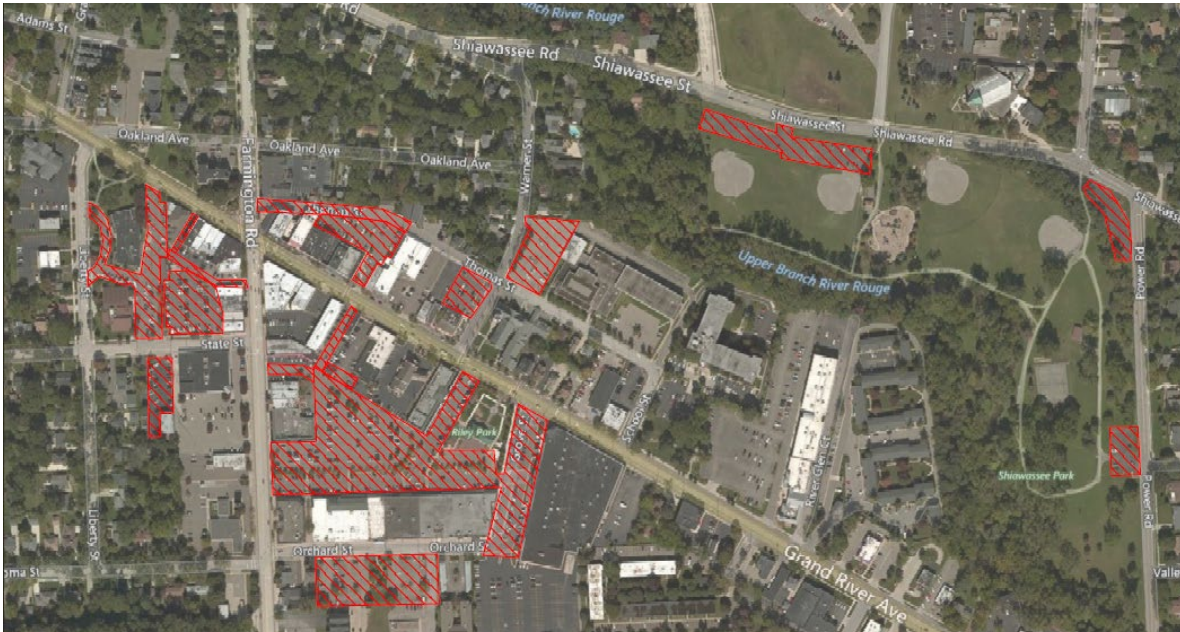
Land Acquisition and Redevelopment – Several studies have been completed in the last several years that have recommended an increase in the density of various commercial areas throughout the City. In order to increase densification, the City may have to purchase parcels in order to facilitate consolidation. These concepts are shown in detail in the Farmington Vision Plan, Downtown Area Plan, Downtown Master Plan, and Grand River Corridor Improvement Vision Plan. There are currently no specific land acquisition and redevelopment projects planned in the next 6 years. However, these types of projects are based on opportunities that may present themselves at any time. An example of the concept is shown below.



Parking Lots

Significant Parking Lot projects include:

The City owns or maintains 23 parking lots, driveways, and alley ways. Routine maintenance of these items is anticipated to cost approximately \$15,000 on an annual basis. Maintenance includes crack sealing, sealcoating, and striping. Occasional resurfacing is also required. Below is a map of City owned parking lots. The lots at Drake Park and the DPW Building are not shown.



Quick View

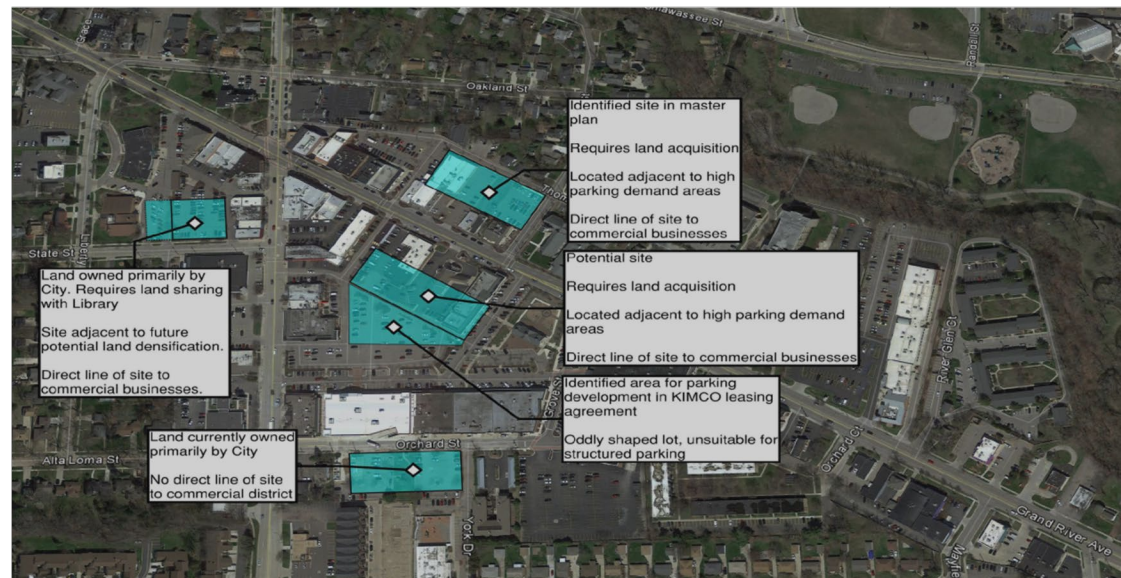
Total City owned Parking Lots:	7
Total Spaces:	779
Total Projects:	7
Total CIP:	\$2,975,000
Projected cost by year:	
2025	\$225,000
2026	\$2,512,000
2027	\$83,000
2028	\$54,000
2029	\$85,000
2030	\$16,000

Parking Lots - Continued

Significant Parking Lot projects include:

The Downtown Farmington Parking Study Update determined that an additional 429 parking spaces would be required in 5-10 years to support land use densification from retail to restaurant. In order to begin creating additional parking spaces, the City and DDA are considering various properties throughout the DDA to purchase or reconfigure for surface parking. The CIP includes the purchase or reconfiguration of properties in the amount of \$1,000,000 (50 spaces x \$20,000 per space)

In order to create 429 parking spaces, a parking structure would need to be constructed. Below are the locations suggested for a new parking structure. A new structure is included in the CIP for construction in the next 7-10 years.



Recreation and Culture

Significant Recreation and Culture projects include:

Shiawassee Park/Downtown Connection – This plan includes \$3,980,000 to create a pathway from Riley Park to Shiawassee Park through the Maxfield Training Center property. The pathway will likely be paid for through City funds, Grants, and Developer Contributions. To date, the City has received \$2,100,000 in grant funding.



Quick View

City Parks:	6
Total Area:	37.2
Total Projects:	34
Total CIP:	\$7,140,900

Projected cost by year:

2025	\$2,975,000
2026	\$3,765,100
2027	\$105,000
2028	\$125,800
2029	\$150,000
2030	\$20,000

Roads

The City levies property taxes of 1.5 mills for roads. This levy, together with Act 51 gas and weight taxes, provide funding to resurface all of the roads in the City of Farmington. Unlike many communities, the City does not special assess for road projects.

Each year, the City reviews and ranks all of their roads. These "Paser Ratings" are used by City Administration to select which roads to work on. In addition to the paser ratings, the City takes into account the water and sewer infrastructure under the roads and attempts to combine road and water and sewer projects in the most efficient manner possible.

Quick View

Miles of Major Street roads in Farmington:	7.36
Miles of Local Street roads in Farmington:	26.35
Total Projects:	4
Total CIP:	\$5,712,500
Projected cost by Year:	
2025	\$252,000
2026	\$1,460,500
2027	\$1,000,000
2028	\$1,000,000
2029	\$1,000,000
2030	\$1,000,000

Roads - Continued

Significant Road projects include:

Thomas and School Streets – The CIP includes reconstruction of Thomas and School streets in the 2024/25 and 25/26 fiscal years in association with the Maxfield Training Center project.



Sidewalks and Streetscapes

Significant Sidewalks and Streetscapes projects include:

Power, 10 Mile, Orchard Lake, Grand River – The City is planning to complete a \$300,000 sidewalk replacement program in the area bounded by Power, 10 Mile, Orchard Lake, and Grand River.



Quick View

Total CIP:	\$2,335,000
Total Projects:	8
Projected cost by Year:	
2025	\$460,000
2026	\$435,000
2027	\$390,000
2028	\$390,000
2029	\$345,000
2030	\$315,000

Vehicles and Equipment

Significant Vehicle and Equipment projects include:

Municipal Broadband Infrastructure – The CIP contains \$13,000,000 to construct a city-wide fiberoptic cable network. The network will be installed by Si-Fi and will be privately owned and operated. It will connect all locations in both the City of Farmington and Farmington Hills.



Quick View

Total CIP: \$17,578,650

Total Projects: 29

Projected cost by Year:

2025 \$5,064,199

2026 \$5,879,233

2027 \$6,150,333

2028 \$187,850

2029 \$150,035

2030 \$147,000

Water and Sewer System

Significant Water and Sewer projects include:

Water and Sewer Lines – The City has approximately 50 miles of water lines and 50 miles of sewer lines. Typically, the City replaces or lines these pipes as road projects are completed. In the 23/24 fiscal year, the City will complete a comprehensive study of these lines and their conditions in order to identify areas in need of repair and upgrades.



Quick View

Total Projects:	10
Total CIP:	\$7,693,900
Projected cost by year:	
2025	\$526,700
2026	\$652,300
2027	\$533,600
2028	\$3,266,100
2029	\$1,325,600
2030	\$1,389,600

**City of Farmington
Capital Improvement Plan
Appendix A
Overview**

Project Category	Project Name	Prioritization Rank	Funding Source				Fiscal Year Ended June 30								
			City	Fund	Outside		Total	2025	2026	2027	2028	2029	2030	2031-2034	
					Source										
Water and Sewer System	Construction of Second Watermain Crossing Grand River	Desired, Not Necessary	100%	WS	0%	N/A	2,000,000								2,000,000
Sidewalks and Streetscapes	Grand River Streetscape - Farmington to Oakland	Desired, Not Necessary	100%	DDA	0%	N/A	753,000								753,000
Sidewalks and Streetscapes	Grand River Streetscape - Grove to Mayfield	Desired, Not Necessary	100%	DDA	0%	N/A	1,158,000								1,158,000
Sidewalks and Streetscapes	Grand River Streetscape - Mayfield to Power	Desired, Not Necessary	100%	CIA	0%	N/A	1,764,600								1,764,600
Sidewalks and Streetscapes	Grand River Streetscape - Power to Brookdale	Desired, Not Necessary	100%	CIA	0%	N/A	1,764,600								1,764,600
Sidewalks and Streetscapes	Grand River Streetscape - Brookdale to Orchard Lake	Desired, Not Necessary	100%	CIA	0%	N/A	1,323,000								1,323,000
Buildings and Grounds	Building and Grounds Routine Capital Improvements	Various	Various	Various	Various	Various	10,050,112	1,505,000	760,300	1,816,767	607,483	300,000	300,000		4,760,562
Drains	Drains Routine Capital Improvements	Various	Various	Various	Various	Various	559,300	-	186,433	372,867	-	-	-	-	-
Parking Lots	Parking Lot Routine Capital Improvements	Various	Various	Various	Various	Various	2,159,500	225,000	1,512,000	83,000	54,000	85,000	16,000		184,500
Recreation and Culture	Parks Routine Capital Improvements	Various	Various	Various	Various	Various	1,519,400	405,000	200,100	105,000	125,800	150,000	20,000		513,500
Roads	Major and Local Roads Routine Capital Improvements	Various	Various	STREET	Various	Various	9,662,500	202,000	1,460,500	1,000,000	1,000,000	1,000,000	1,000,000		4,000,000
Sidewalks and Streetscapes	Sidewalks and Streetscapes Routine Capital Improvements	Various	Various	Various	Various	Various	3,145,000	430,000	305,000	310,000	310,000	315,000	315,000		1,160,000
Vehicles and Equipment	Public Safety Routine Capital Improvements	Various	Various	Various	Various	Various	4,033,050	237,000	1,114,000	1,602,000	157,000	122,000	122,000		679,050
Vehicles and Equipment	DPW Equipment Routine Capital Improvements	Various	Various	Various	Various	Various	2,141,119	288,866	421,900	10,000	20,850	18,034	-		1,381,469
Vehicles and Equipment	General Government Equipment Routine Capital Improvements	Various	Various	Various	Various	Various	395,000	105,000	10,000	205,000	10,000	10,000	25,000		75,000
Water and Sewer System	Water and Sewer System Routine Capital Improvements	Various	Various	WS	Various	Various	14,884,800	526,700	652,300	533,600	3,266,100	1,325,600	1,389,600		7,190,900
TOTAL							\$ 109,107,052	\$ 17,828,670	\$ 15,700,867	\$ 10,451,567	\$ 5,631,233	\$ 4,755,634	\$ 3,187,600		\$ 51,596,481
															\$ 57,555,571

Note: The colored lines above represent totals from the detail pages that follow. In other words, the overview pages show unique, one-time projects and the summary of the routine projects of the detail pages. This is done so that a total of projects can be shown in summary format.

**City of Farmington
Capital Improvement Plan
Appendix A
Buildings and Grounds**

Project Category	Project Name	Prioritization Rank	Funding Source					Fiscal Year Ended June 30							
			City	Fund	Outside	Source	Total	2025	2026	2027	2028	2029	2030	2031-2034	
1 Buildings and Grounds	DPW Salt Dome Reconstruction	Urgent	55%	GF	45%	MDOT	\$ 625,000	\$ 625,000							
2 Buildings and Grounds	City Hall Miscellaneous	Necessary, Short Term	100%	GF	0%	N/A	735,150			472,767	236,383				26,000
3 Buildings and Grounds	City Hall Parking Lot	Necessary, Short Term	100%	GF	0%	N/A	650,000		160,000						490,000
4 Buildings and Grounds	City Hall Floor Drains/Epoxy Truck Bay Floor	Necessary, Short Term	100%	GF	0%	N/A	60,000	60,000							
5 Buildings and Grounds	City Hall Roof Replacement	Necessary, Short Term	100%	GF	0%	N/A	500,000			500,000					-
6 Buildings and Grounds	City Hall Mechanical and Plumbing	Necessary, Short Term	100%	GF	0%	N/A	910,000		60,000						850,000
7 Buildings and Grounds	City Hall Furniture	Necessary, Short Term	100%	GF	0%	N/A	60,000	60,000							
8 Buildings and Grounds	City Hall Public Safety Furniture	Necessary, Short Term	100%	GF	0%	N/A	50,000	50,000							
9 Buildings and Grounds	City Hall South Truck Bay Door Replacement	Necessary, Short Term	100%	GF	0%	N/A	20,000			20,000					
10 Buildings and Grounds	Public Safety Front Desk Ballistic Glass	Necessary, Short Term	100%	GF	0%	N/A	30,000		30,000						
11 Buildings and Grounds	9 Mile Retention Miscellaneous	Necessary, Short Term	100%	GF	0%	N/A	215,362		10,300						205,062
12 Buildings and Grounds	9 Mile Retention Boiler Replacement	Necessary, Short Term	100%	WS	0%	N/A	190,000			190,000					
13 Buildings and Grounds	DPW Buildings Miscellaneous	Necessary, Short Term	50%	GF	50%	W&S	2,748,100			316,000	371,100	300,000	300,000		1,461,000
14 Parking Lots	DPW Lot	Necessary, Short Term	100%	GF	0%	N/A	1,000,000	150,000	150,000	150,000					550,000
15 Buildings and Grounds	DPW Roof Replacement	Necessary, Short Term	100%	GF/WS	0%	N/A	850,000	500,000	350,000						
16 Buildings and Grounds	DPW Stairstep Cracking/Tuckpointing	Necessary, Short Term	50%	GF	50%	W&S	168,000			168,000					
17 Buildings and Grounds	Key Fob Replacement	Necessary, Short Term	50%	CIF	50%	W&S	60,000	60,000							
18 Buildings and Grounds	City Hall - Exterior Lighting	Necessary, Long Term	100%	GF	0%	N/A	78,500								78,500
19 Buildings and Grounds	Renovation of Firearms Range	Necessary, Long Term	100%	GF	0%	N/A	1,000,000								1,000,000
20 Buildings and Grounds	Drake Park Storage	Necessary, Long Term	100%	GF	0%	N/A	100,000								100,000
TOTAL		20					\$ 10,050,112	\$ 1,505,000	\$ 760,300	\$ 1,816,767	\$ 607,483	\$ 300,000	\$ 300,000	\$ 4,760,562	

**City of Farmington
Capital Improvement Plan
Appendix A
Drains**

Project Category	Project Name	Prioritization Rank	Funding Source					Fiscal Year Ended June 30							
			City	Fund	Outside		Total	2025	2026	2027	2028	2029	2030	2031-2034	
					Source										
1 Drains	Caddell Drain - 9 Mile & Drake Culvert Replacement	Urgent	100%	General	0%	N/A	\$ 380,800		\$ 126,933	\$ 253,867					
2 Drains	Caddell Drain System Improvements	Urgent	100%	General	0%	N/A	178,500		59,500	119,000					
TOTAL		2					\$ 559,300	\$ -	\$ 186,433	\$ 372,867	\$ -	\$ -	\$ -	\$ -	\$ -

**City of Farmington
Capital Improvement Plan
Appendix A
Parking Lots**

Project Category	Project Name	Prioritization Rank	Funding Source					Fiscal Year Ended June 30						
			City	Fund	Outside	Source	Total	2025	2026	2027	2028	2029	2030	2031-2034
1 Parking Lots	Routine Parking Lot Maintenance	Necessary, Short Term	100%	GF/DDA	0%	N/A	\$ 152,000	\$ 10,000	\$ 12,000	\$ 13,000	\$ 14,000	\$ 15,000	\$ 16,000	\$ 72,000
2 Parking Lots	Downtown Parking Lot	Necessary, Short Term	0%	N/A	100%	Private	1,600,000	200,000	1,400,000					
3 Parking Lots	Mailbox	Necessary, Short Term	100%	GF/DDA	0%	N/A	70,000			70,000				
4 Parking Lots	North Parking Lot Reconfiguration Connection	Necessary, Short Term	100%	GF/DDA	0%	N/A	115,000	15,000	100,000					
5 Parking Lots	City Hall East Lot	Necessary, Short Term	100%	GF	0%	N/A	70,000						70,000	
6 Parking Lots	Parking Study	Necessary, Short Term	100%	GF/DDA	0%	N/A	40,000				40,000			
7 Parking Lots	State Street Lot	Necessary, Long Term	100%	GF/DDA	0%	N/A	50,000							50,000
8 Parking Lots	West Lot	Necessary, Long Term	100%	GF/DDA	0%	N/A	62,500							62,500
TOTAL		8					\$ 2,159,500	\$ 225,000	\$ 1,512,000	\$ 83,000	\$ 54,000	\$ 85,000	\$ 16,000	\$ 184,500

**City of Farmington
Capital Improvement Plan
Appendix A
Recreation and Culture**

Project Category	Project Name	Prioritization Rank	Funding Source					Fiscal Year Ended June 30							
			City	Fund	Outside	Outside Source	Total	2025	2026	2027	2028	2029	2030	2031-2034	
1 Recreation and Culture	Theater Basement Waterproofing	Urgent	100%	CIF	0%	N/A	\$ 30,000	\$ 30,000							
2 Recreation and Culture	Shiawassee and Drake Team Bench Area Improvements	Necessary, Short Term	50%	GF	50%	SFBI	28,000		28,000						
3 Recreation and Culture	Riley Park Wifi	Necessary, Short Term	100%	GF	0%	N/A	10,000	10,000							
4 Recreation and Culture	Shiawassee and Drake Ball Diamond Surface Improvements	Necessary, Short Term	50%	GF	50%	SFBI	10,000	10,000							
5 Recreation and Culture	Theater Roof Repair	Necessary, Short Term	100%	Theater	0%	N/A	10,000	10,000							
6 Recreation and Culture	Theater Overhead Lighting	Necessary, Short Term	100%	Theater	0%	N/A	18,000	18,000							
7 Recreation and Culture	Theater Exhaust/AC Downstairs Project	Necessary, Short Term	100%	Theater	0%	N/A	15,000	15,000							
8 Recreation and Culture	Theater Renovate Outdoor Signage and Canopy	Necessary, Short Term	100%	Theater	0%	N/A	30,000		30,000						
9 Recreation and Culture	Theater New Data Conduit	Necessary, Short Term	100%	Theater	0%	N/A	12,000	12,000							
10 Recreation and Culture	Public Art - trailheads, murals, and other	Necessary, Short Term	100%	DDA	0%	N/A	100,000	10,000	10,000	10,000	10,000	10,000	10,000	10,000	40,000
11 Recreation and Culture	Box Office Reconfiguration	Necessary, Short Term	100%	Theater	0%	N/A	22,000	22,000							
12 Recreation and Culture	Women's Park Phase 2	Necessary, Short Term	100%	GF	0%	N/A	58,000	58,000							
13 Recreation and Culture	Riley/Sundquist Pavillion Lighting and Electrical Upgrades	Necessary, Short Term	100%	GF	0%	N/A	30,000	30,000							
14 Recreation and Culture	Recreation Master Plan Update	Necessary, Short Term	100%	GF	0%	N/A	75,000	25,000							50,000
15 Recreation and Culture	Recycling for Downtown, Syndicate, and Parks	Necessary, Short Term	100%	GF	0%	N/A	10,000	10,000							
16 Recreation and Culture	Theater digital projectors (2)	Necessary, Long Term	100%	Theater	0%	N/A	140,000						140,000		
17 Recreation and Culture	Theater Concessions update	Necessary, Long Term	100%	Theater	0%	N/A	30,000				30,000				
18 Recreation and Culture	Riley/Sundquist Pavillion Floor Resurfacing	Necessary, Long Term	100%	GF	0%	N/A	10,000								10,000
19 Recreation and Culture	Riley/Sundquist Pavillion Painting	Necessary, Long Term	100%	GF	0%	N/A	10,000							10,000	
20 Recreation and Culture	Ice Rink Renovation	Necessary, Long Term	50%	GF	50%	Grant/Donation	250,000								250,000
21 Recreation and Culture	Gazebo In Front of Farmington Place	Necessary, Long Term	50%	GF	50%	Grant/Donation	33,700		12,100		10,800				10,800
22 Recreation and Culture	Theater Lighting Panels	Necessary, Long Term	100%	GF	0%	N/A	152,700								152,700
23 Recreation and Culture	Riley/Sundquist Ice Rink Chiller Screen	Desired, Not Necessary	100%	DDA	0%	N/A	25,000				25,000				
24 Recreation and Culture	Riley/Sundquist Park Paver and Approaches	Desired, Not Necessary	50%	GF	50%	Grant	90,000		90,000						
25 Recreation and Culture	Riley/Sundquist Park North Side Enclosures	Desired, Not Necessary	50%	GF	50%	Grant	20,000	20,000							
26 Recreation and Culture	Riley/Sundquist Pavillion East Entryway Arch	Desired, Not Necessary	50%	GF	50%	DDA	20,000			20,000					
27 Recreation and Culture	Flanders Park Shelter	Desired, Not Necessary	100%	GF	0%	N/A	50,000				50,000				
28 Recreation and Culture	Grand River at Shiawassee Bridge Property Acquisition	Desired, Not Necessary	50%	CIA	50%	Grant	25,000			25,000					
29 Recreation and Culture	Memorial Park Improvements (Masonic Temple)	Desired, Not Necessary	50%	GF	50%	Grant	50,000		50,000						
30 Recreation and Culture	Theater Seating	Under Consideraton	100%	Theater	0%	N/A	125,000	125,000							
31 Recreation and Culture	Drake Park Large Field Outfield Fence	Under Consideraton	0%	N/A	100%	SFBI	30,000		30,000						
TOTAL		31					\$ 1,519,400	\$ 405,000	\$ 200,100	\$ 105,000	\$ 125,800	\$ 150,000	\$ 20,000	\$ 513,500	

**City of Farmington
Capital Improvement Plan
Appendix A
Roads**

Project Category	Project Name	Prioritization Rank	Funding Source					Fiscal Year Ended June 30						
			City	Fund	Outside		Total	2025	2026	2027	2028	2029	2030	2031-2034
					Source									
1 Roads	Freedom Road and M-5 Repair	Urgent	100%	Street	0%	N/A	\$ 75,000	\$ 75,000						
2 Roads	Gill	Necessary, Short Term	100%	Street	0%	N/A	1,587,500	127,000	1,460,500					
3 Roads	Road Program	Necessary, Long Term	100%	Street	0%	N/A	8,000,000	-	-	1,000,000	1,000,000	1,000,000	1,000,000	4,000,000
TOTAL		3					\$ 9,662,500	\$ 202,000	\$ 1,460,500	\$ 1,000,000	\$ 1,000,000	\$ 1,000,000	\$ 1,000,000	\$ 4,000,000

**City of Farmington
Capital Improvement Plan
Appendix A
Sidewalks and Streetscapes**

Project Category	Project Name	Prioritization Rank	Funding Source					Fiscal Year Ended June 30						
			City	Fund	Outside		Total	2025	2026	2027	2028	2029	2030	2031-2034
					Outside	Source								
1 Sidewalks and Streetscapes	Sidewalk Replacement Program	Necessary, Short Term	100%	STREET	0%	N/A	\$ 2,250,000	\$ -	\$ 250,000	\$ 250,000	\$ 250,000	\$ 250,000	\$ 250,000	\$ 1,000,000
2 Sidewalks and Streetscapes	Power, 10 Mile, Orchard Lake, Grand River	Necessary, Short Term	100%	STREET	0%	N/A	300,000	300,000						
Sidewalks and Streetscapes	Sidewalks Behind Buildings on Grand River Abutting North Parking Lot	Necessary, Short Term	67%	STREET	33%	DDA	75,000	75,000						
4 Sidewalks and Streetscapes	Rolling Tree Management Program	Necessary, Short Term	90%	STREET	10%	Grant	520,000	55,000	55,000	60,000	60,000	65,000	65,000	160,000
TOTAL		4					\$ 3,145,000	\$ 430,000	\$ 305,000	\$ 310,000	\$ 310,000	\$ 315,000	\$ 315,000	\$ 1,160,000

**City of Farmington
Capital Improvement Plan
Appendix A
Public Safety Equipment**

Project Category	Project Name	Prioritization Rank	Funding Source					Fiscal Year Ended June 30						
			City	Fund	Outside	Source	Total	2025	2026	2027	2028	2029	2030	2031-2034
1 Vehicles and Equipment	Patrol Vehicles	Urgent	100%	GF	0%	N/A	\$ 1,003,000	\$ 55,000	\$ 92,000	\$ 92,000	\$ 92,000	\$ 112,000	\$ 112,000	\$ 448,000
2 Vehicles and Equipment	Pumper Truck	Necessary, Short Term	25%	GF	75%	Grant	1,000,000		1,000,000					
3 Vehicles and Equipment	Ladder Truck	Necessary, Short Term	100%	GF	0%	N/A	1,500,000			1,500,000				
4 Vehicles and Equipment	Emergency Siren Controls	Necessary, Short Term	100%	GF	0%	N/A	24,000	12,000	12,000					
5 Vehicles and Equipment	Administration Vehicles	Necessary, Short Term	100%	GF	0%	N/A	167,000	52,000			55,000			60,000
6 Vehicles and Equipment	In-Car Computers	Necessary, Long Term	100%	GF	0%	N/A	27,000							27,000
7 Vehicles and Equipment	Taser Replacement	Necessary, Short Term	100%	GF	0%	N/A	16,000	16,000						
8 Vehicles and Equipment	Gun Range Maintenance Program	Necessary, Short Term	100%	GF	0%	N/A	100,000	10,000	10,000	10,000	10,000	10,000	10,000	40,000
9 Vehicles and Equipment	Cameras to Cover Farmers Market and Farmington Road	Necessary, Short Term	100%	GF	0%	N/A	80,000	80,000						
10 Vehicles and Equipment	Fire Turnout Gear	Necessary, Short Term	100%	GF	0%	N/A	106,050	12,000						94,050
11 Vehicles and Equipment	Thermal Imaging Camera	Necessary, Long Term	60%	GF	40%	RAP Grant	10,000							10,000
TOTAL		11					\$ 4,033,050	\$ 237,000	\$ 1,114,000	\$ 1,602,000	\$ 157,000	\$ 122,000	\$ 122,000	\$ 679,050

**City of Farmington
Capital Improvement Plan
Appendix A
DPW Equipment**

			Funding Source					Fiscal Year Ended June 30							
Project Category	Project Name	Prioritization Rank	City	Fund	Outside		Total	2025	2026	2027	2028	2029	2030	2031-2034	
					Source										
1	Vehicles and Equipment	1994 Cold Patch Hot Box #57	Urgent	100%	ISF	0%	N/A	\$ 27,600	\$ 27,600						
2	Vehicles and Equipment	Exmark 60" Laser Mower	Necessary, Short Term	100%	ISF	0%	N/A	18,034				18,034			
3	Vehicles and Equipment	2000 GMC Dump Truck,Scraper,Plow & Spreader #6	Necessary, Short Term	100%	ISF	0%	N/A	261,266	261,266						
4	Vehicles and Equipment	10 Ton Trailer #44	Necessary, Short Term	100%	ISF	0%	N/A	20,850			20,850				
5	Vehicles and Equipment	Sewer Televising Camera	Necessary, Short Term	100%	ISF	0%	N/A	80,000	80,000						
6	Vehicles and Equipment	1989 Liberty Landscape Trailer #79	Necessary, Short Term	100%	ISF	0%	N/A	12,240	12,240						
7	Vehicles and Equipment	Leaf Loader #83	Necessary, Short Term	100%	ISF	0%	N/A	61,160	61,160						
8	Vehicles and Equipment	2015 Chevy Express #15	Necessary, Short Term	100%	ISF	0%	N/A	60,000	60,000						
9	Vehicles and Equipment	Caterpillar XN 9WM01504 #67	Necessary, Short Term	100%	ISF	0%	N/A	141,780	141,780						
10	Vehicles and Equipment	Steel ROPS Cab/Hydraulic Broom Sweeper	Necessary, Short Term	100%	ISF	0%	N/A	20,850	20,850						
11	Vehicles and Equipment	1984 Ford Tractor	Necessary, Short Term	100%	ISF	0%	N/A	45,870	45,870						
12	Vehicles and Equipment	SCADA Field Equipment	Necessary, Short Term	100%	GF/WS	0%	N/A	10,000		10,000					
13	Vehicles and Equipment	#1 Pickup	Necessary, Long Term	100%	ISF	0%	N/A	82,369						82,369	
14	Vehicles and Equipment	Calcote Pedestal Calcium Pre-Wetter	Necessary, Long Term	100%	ISF	0%	N/A	12,500						12,500	
15	Vehicles and Equipment	Ford F350 4X4 Pickup, GMC Pickup w/Plow #14	Necessary, Long Term	100%	ISF	0%	N/A	75,000						75,000	
16	Vehicles and Equipment	GMC Extended Cab 4x4 Pickup w/Plow #1, 52	Necessary, Long Term	100%	ISF	0%	N/A	60,000						60,000	
17	Vehicles and Equipment	2023 GMC Dump Truck, Plow, Scaper and Spreader #9	Necessary, Long Term	100%	ISF	0%	N/A	300,000						300,000	
18	Vehicles and Equipment	#16 Plow and Tool Box	Necessary, Long Term	100%	ISF	0%	N/A	80,000						80,000	
19	Vehicles and Equipment	#11 Pickup with Plow and Utility Box	Necessary, Long Term	100%	ISF	0%	N/A	80,000						80,000	
20	Vehicles and Equipment	Freightliner Step Van (2022) #13	Necessary, Long Term	100%	ISF	0%	N/A	200,000						200,000	
21	Vehicles and Equipment	1994 Bandit Brush Chipper #4	Necessary, Long Term	100%	ISF	0%	N/A	35,000						35,000	
22	Vehicles and Equipment	2014 Freightliner Dump Truck,Scraper,Plow & Spreader #8	Necessary, Long Term	100%	ISF	0%	N/A	350,000						350,000	
23	Vehicles and Equipment	Leaf Loader #27	Necessary, Long Term	100%	ISF	0%	N/A	70,000						70,000	
24	Vehicles and Equipment	2001 MdlD185Q6JD Compressor w/Access	Necessary, Long Term	100%	ISF	0%	N/A	25,000						25,000	
25	Vehicles and Equipment	1990 Beuthing Mdl B-60 Tandem Asphalt Roller #80	Necessary, Long Term	100%	ISF	0%	N/A	11,600						11,600	
Total			25					\$ 2,141,119	\$ 288,866	\$ 421,900	\$ 10,000	\$ 20,850	\$ 18,034	\$ -	\$ 1,381,469

**City of Farmington
Capital Improvement Plan
Appendix A
General Government Equipment**

Project Category	Project Name	Prioritization Rank	Funding Source					Fiscal Year Ended June 30						
			City	Fund	Outside		Total	2025	2026	2027	2028	2029	2030	2031-2034
					Source									
1 Vehicles and Equipment	Website Update	Necessary, Short Term	100%	GF	0%	N/A	\$ 45,000			\$ 15,000			\$ 15,000	\$ 15,000
2 Vehicles and Equipment	Storage	Necessary, Short Term	100%	GF	0%	N/A	65,000	65,000						
3 Vehicles and Equipment	New Computers Due to Upgrade to Windows 11	Necessary, Short Term	100%	GF	0%	N/A	30,000	30,000						
4 Vehicles and Equipment	Election Equipment Replacement	Necessary, Long Term	100%	GF	0%	N/A	50,000			50,000				
5 Vehicles and Equipment	Financial Software Upgrade	Necessary, Short Term	100%	GF	0%	N/A	130,000			130,000				
6 Vehicles and Equipment	IT Equipment	Necessary, Long Term	100%	GF	0%	N/A	120,000	10,000	10,000	10,000	10,000	10,000	10,000	60,000
TOTAL		6					\$ 395,000	\$ 105,000	\$ 10,000	\$ 205,000	\$ 10,000	\$ 10,000	\$ 25,000	\$ 75,000

**City of Farmington
Capital Improvement Plan
Appendix A
Water and Sewer**

Project Category	Project Name	Prioritization Rank	Funding Source					Fiscal Year Ended June 30						
			City	Fund	Outside		Total	2025	2026	2027	2028	2029	2030	2031-2034
					Outside	Source								
1 Sewer System	Evergreen Farmington Sewer District	Urgent	100%	WS	0%	N/A	\$ 146,000	\$ 14,600	\$ 14,600	\$ 14,600	\$ 14,600	\$ 14,600	\$ 14,600	\$ 58,400
2 Sewer System	9 Mile Retention	Necessary, Short Term	100%	WS	0%	N/A	2,333,000	45,000	432,000	432,000	432,000	432,000	432,000	128,000
3 Water System	Water Booster	Necessary, Short Term	100%	WS	0%	N/A	320,000	32,000	32,000	32,000	32,000	32,000	32,000	128,000
4 Sewer System	Pump Stations Repairs	Necessary, Short Term	100%	WS	0%	N/A	135,000	10,000	10,000	15,000	20,000	20,000	20,000	40,000
5 Water System	Auto Read Meters	Necessary, Short Term	100%	WS	0%	N/A	507,400	153,700	153,700	25,000	25,000	25,000	25,000	100,000
6 Water System	Portable Electronic Devices	Necessary, Short Term	100%	WS	0%	N/A	25,500			15,000				10,500
7 Water System	Watermain Replacement .5 Miles per Year	Necessary, Short Term	100%	WS	0%	N/A	4,786,500				742,500	802,000	866,000	2,376,000
8 Water System	Generator Replacements	Necessary, Short Term	100%	WS	0%	N/A	271,400	271,400						
9 Sewer System	Belaire Sewer Lining	Necessary, Short Term	100%	WS	0%	N/A	3,200,000				2,000,000			1,200,000
10 Sewer System	Study for Climate Change and Resiliency	Necessary, Short Term	100%	WS	0%	N/A	1,210,000		10,000					1,200,000
11 Sewer System	Chesley Lift Station	Necessary, Long Term	100%	WS	0%	N/A	1,000,000							1,000,000
12 Water System	Water Meter Pit Installation	Necessary, Long Term	100%	WS	0%	N/A	950,000							950,000
TOTAL		12					\$ 14,884,800	\$ 526,700	\$ 652,300	\$ 533,600	\$ 3,266,100	\$ 1,325,600	\$ 1,389,600	\$ 7,190,900